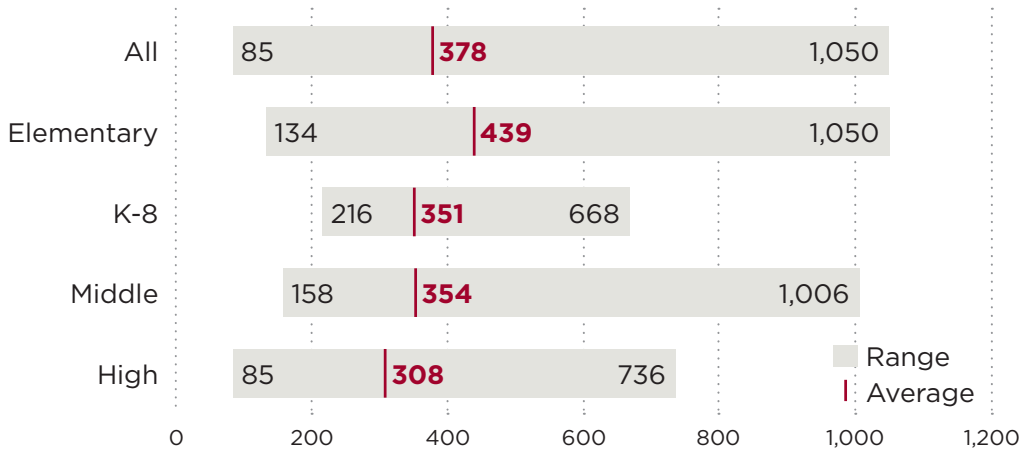


# Recognized ASCA Model Program® Schools Class of 2026 By the Numbers

208 schools earned RAMP® status this year

## STUDENT-TO-SCHOOL-COUNSELOR RATIOS



According to data from the U.S. Department of Education National Center for Education Statistics, the 2024-2025 national student-to-school-counselor ratio was 372:1. National ratios are higher in elementary/middle schools and lower in high schools, based on estimates using the NCES data. Because not all states report counts for elementary/middle vs. secondary school counselors, it's not possible to calculate exact ratios by grade level. However, calculating by only the states that report elementary/middle school counselors and secondary school counselors separately (35 states), we are able to calculate ranges of 195:1 to 224:1 for high school counselors and 571:1 to 694:1 for elementary/middle school counselors (National Center for Education Statistics, <http://nces.ed.gov/ccd/elsi/>)

## STUDENT POPULATION

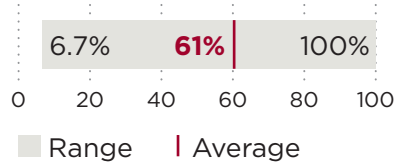
**42%**

of students at RAMP schools are white


**58%**

of students at RAMP schools are persons of color

## STUDENTS RECEIVING FREE/REDUCED LUNCH



## AVERAGE STUDENT-TO-SCHOOL-COUNSELOR RATIO



## STATES REPRESENTED



## NUMBER OF SCHOOLS

